

04/2024 GENOMIC SUMMARY



















Milk	+1184	81%R	NM\$	+1192	FM\$	+1003	
Fat	+128	0.28%	CM\$	+1217	GM\$	1190	
Protein	+68	0.11%	FE	+328	FI	+1.3	
PL	+5.2	LIV	+0.5	EFI	10.5%	gEFI	11.9%
SCS	2.66	DPR	+0.8	HCR	+1.2	CCR	+2.2

04/2024 CALVING SUMMARY

Sire calving ease	+1.2	Daughter calving ease	+1.4
Sire stillbirth	+4.8	Daughter stillbirth	+3.8

04/2024 HA TYPE SUMMARY

GTPI +3186

PTAT +1.20	80%R	UDC +1.63	FLC -0.09	BC -0.63	DC -0.04
Stature		+0.08			
Strength		-0.68			
Body Depth		-0.44			
Dairy Form		+1.25			
Rump Angle		-0.27			
Thurl Width		+1.01			
Rear Legs - Side View		+0.79			
Rear Legs - Rear View		-0.41			
Foot Angle		-0.88			
Feet & Legs Score		+0.11			
Fore Udder Attachment		+1.35			
Rear Udder Height		+2.31			
Rear Udder Width		+2.00			
Udder Cleft		+0.38			
Udder Depth		+1.24			
Front Teat Placement		+0.12			
Rear Teat Placement		+0.28			
Teat Length		-0.01			



DG SPACE



DG SPACE