

04/2024 GENOMIC SUMMARY



















Milk	+356	82%R	NM\$	+908	FM\$	+692	
Fat	+67	0.19%	CM\$	+939	GM\$	865	
Protein	+52	0.14%	FE	+178	FI	+2.5	
PL	+7.5	LIV	+3.1	EFI	10.2%	gEFI	12.2%
SCS	2.65	DPR	+2.0	HCR	+4.0	CCR	+4.3

04/2024 CALVING SUMMARY

Sire calving ease	+2.5	Daughter calving ease	+2.3
Sire stillbirth	+6.3	Daughter stillbirth	+4.2

04/2024 HA TYPE SUMMARY

GTPI +2969

PTAT +1.19	81%R	UDC +1.72	FLC +0.84	BC +1.47	DC -0.84
Stature		+0.29			
Strength		+0.90			
Body Depth		-0.07			
Dairy Form		-0.90			
Rump Angle		-0.94			
Thurl Width		+1.24			
Rear Legs - Side View		-1.10			
Rear Legs - Rear View		+1.94			
Foot Angle		+1.43			
Feet & Legs Score		+0.52			
Fore Udder Attachment		+2.25			
Rear Udder Height		+2.16			
Rear Udder Width		+1.83			
Udder Cleft		+0.57			
Udder Depth		+1.63			
Front Teat Placement		-0.12			
Rear Teat Placement		-0.04			
Teat Length		+0.50			



Sandy-Valley Paraguay



Sandy-Valley Rslv Puzzle